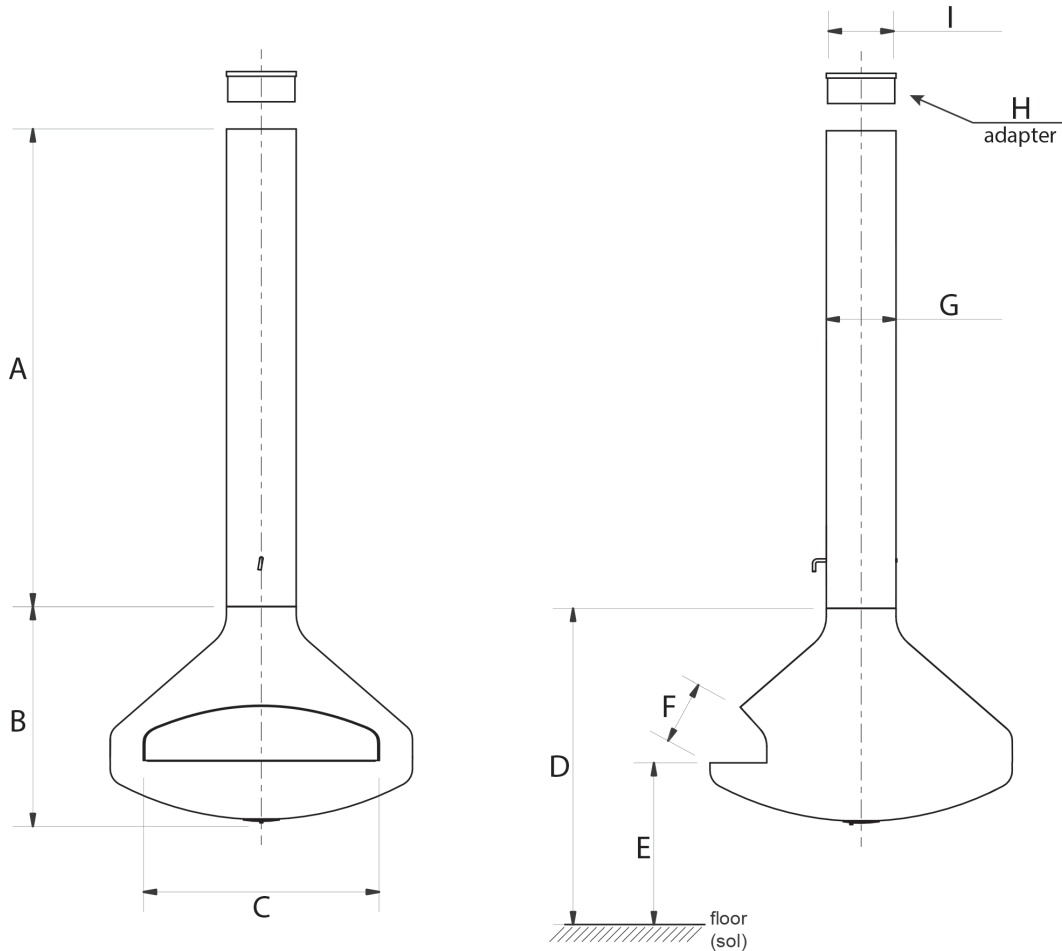

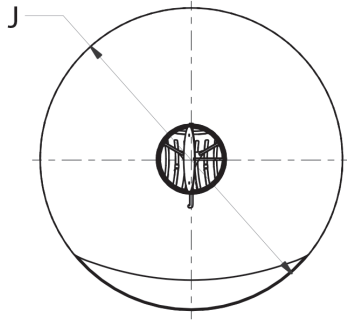




# ERGOFOCUS - INDOOR

08/19/2025



	A	B	C	D	E	F	G	H	I	J
<b>INCH</b>	67 1/8"	27 3/16"	29 1/8"	40 1/2"	20"	7 7/8"	Ø 8 5/8"	8"	Ø 8 1/16"	Ø 37 3/8"
<b>[MILLIMETER]</b>	[1705]	[690]	[740]	[1040]	[500]	[199]	[Ø 219]	[203]	[Ø 205]	[Ø 950]

This information is for reference only. Please consult the Installation Manual for all details prior to making any design decisions.  
Conversions from millimeters are rounded to the nearest fraction.

