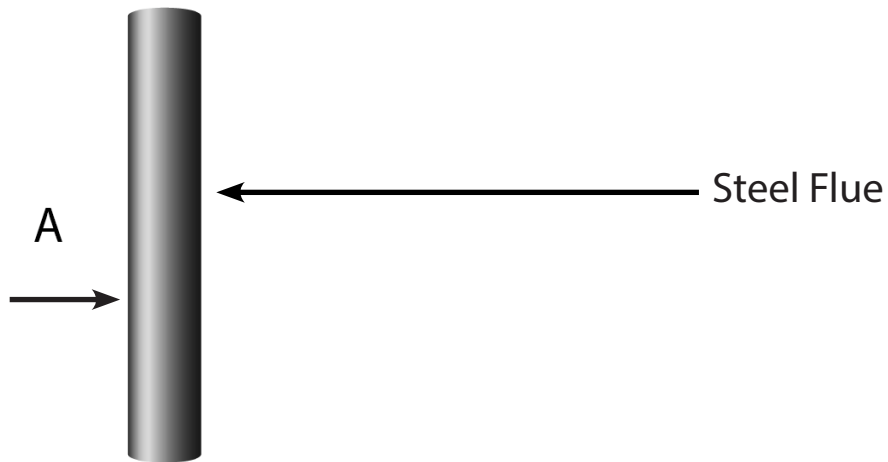


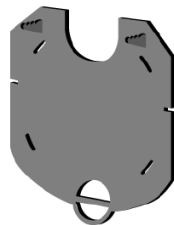


PAXFOCUS - OUTDOOR

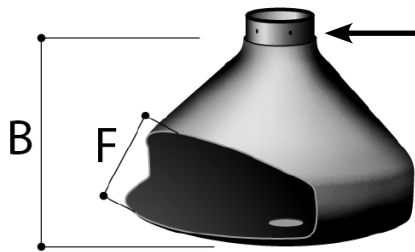
10/02/2025



Steel Flue



Mounting Plate



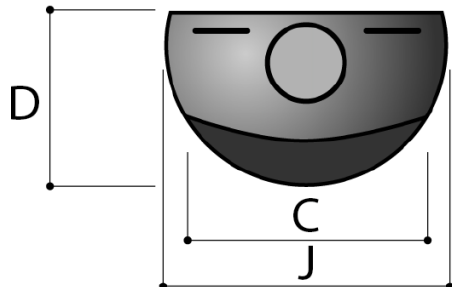
Centering Screws



Grate



Ash Removal Hatch



Installation Manual

	A	B	C	D	F	J
INCH	Ø 8 2/5" / 8 3/5"	26 2/5"	28 3/4"	25 3/5"	9 1/5"	Ø 37 3/5"
[MILLIMETER]	[Ø 213/219]	[670]	[730]	[650]	[235]	[Ø 950]

This information is for reference only. Please consult the Installation Manual for all details prior to making any design decisions.
Conversions from millimeters are rounded to the nearest fraction.

