



# ELECTRIC FIREPLACES







# DEDICATED TO ELEVATING THE ELECTRIC FIRE EXPERIENCE

Flamerite Fires, award winning designer and manufacturer, of the patented glowing log technology, has created an electric fireplace which ensures a level of realism that surpasses other brands. With a fusion of innovation and contemporary design, Flamerite is able to transform a living space, creating an ambiance of a wood or gas fire. These fireplaces are constructed with premium material and expert workmanship for long lasting performance.

## FIREPLACE FEATURES

- Ultra-High-Definition (UHD) non-reflective front.
- Ultra Black 3-dimensional realism.
- Pre-set and user favorite programmable animations.
- Customizable colors.
- Variable flame speed.
- Variable lighting control.
- Fully animated and illuminated LED log effects.
- Remote and App controlled.
- Manual keypad.
- Works with Google Home and Amazon Alexa.
- Hidden heater for optional heat.

## UNIQUE & REALISTIC LOGS

Experience the charm of authentic looking illuminated log effects with a simulated burn. To enhance the overall visual appeal, Flamerite has integrated the illusion of a smoldering ember bed and added adjustable lighting. This allows you to accentuate this effect based on the ambient light in the room.



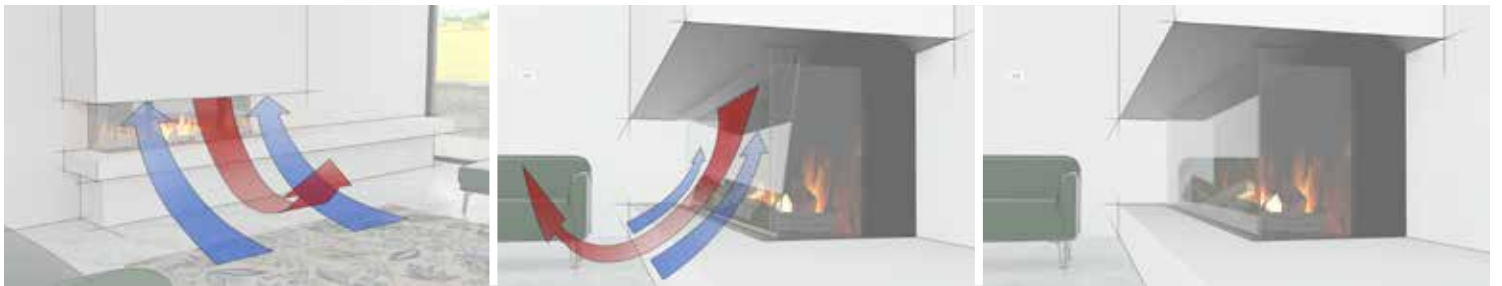
## A CLASS-LEADING FLAME EFFECT WITH LESS GLARE

With variable flame speeds and an array of flame animations, their fires offer both pre-set options and the ability to intuitively customize your flame effect. Achieve a wholly non-reflective ultra-black aesthetic with Flamerite. Addressing concerns from electric fireplace users who have experienced mirror-like reflections, Flamerite has addressed this, ensuring that Flamerite fireplaces do not exhibit such characteristics.

## OPTIONAL HEAT

The rising popularity of electric fireplaces can be attributed to the ability of users to enjoy the visual appeal of a fire without producing actual heat. Unlike traditional fireplaces, electric fireplaces operate on a “flame effect” principle rather than real flames.

- The heaters are discreetly concealed, eliminating distracting grills from view.
- A subtle adjustment in the front glass tilt technology enhances air circulation, efficiently drawing in cooler room air while emitting warmth. This improvement contributes to the heater’s increased reliability and lifespan.
- The hidden heater design provides a flush finish to the fireplace’s face, enhancing the overall aesthetic.



## YOU'RE IN CONTROL

For those who appreciate the traditional touch, Flamerite offers wireless remote and a discreet but incredibly easy to use manual keypad on the fireplace. These features take the frustration out of fireplace operation. For those who enjoy newer technology, the fireplaces can be brought to life with your smart phone or tablet. Plus, they can connect to Google Home, and Alexa.



Cloud eControl App

## AVASMART CONTROLS

Powered by Amazon Web Services (AWS) manage your fire home or away. Schedule an event, pre-warm the room or just set the ambiance prior to arrival, you're in total control.



**E-FX 1800**

**SINGLE-SIDED**



**E-FX SERIES** This premiere line of electric fireplaces has all the hallmarks of excellence that Flamerite has worked to achieve. From pre-set animations to customizable colors and variable lighting and flame speed. Fully animated and illuminated log effects, ultra black 3-dimensional realism, and hidden heater for optional heat. Fully remote and App controlled that work with Google Home and Amazon Alexa as well as a manual keypad for the those who are more hands-on.

This series is available in four sizes to fit an assortment of design needs. From the impressive E-FX 1800 which can add a notable accent to any space to the petite E-FX 1000 which can enhance a room with comfort and ambiance without overwhelming it. With a depth of 11 1/4" these models replicate the substantial feel and look of a gas flames.



**E-FX 1500**

**CORNER**

3-SIDED

**E-FX 1300**



Viewable Openings

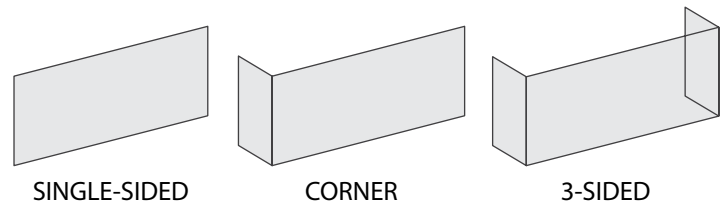
**E-FX 1800:** 72" long x 14" High x 11 ¼" Deep

**E-FX 1500:** 60" long x 14" High x 11 ¼" Deep

**E-FX 1300:** 51 ½" long x 14" High x 11 ¼" Deep

**E-FX 1000:** 39 ½" long x 14" High x 11 ¼" Deep

Available in three configurations.



The **E-FX 1000** is also available with a modern surround called the **ELARA SUITE**.



SINGLE-SIDED

**E-FX 1000**

## E-FX SLIM LINE 1000



**E-FX SLIM LINE** Do you want the modern elegance of a built-in electric fireplace but do not have a lot of space? You are not alone, which is what Flamerite has come out with their Slim Line series. Now you can have the clean look of a linear fireplace with the Slim Line 1000 and 750S or the more classic size of the 750T and 600 without sacrificing too much room space.

At just 7 inches deep this series gives you endless possibilities to install in tighter spaces. These space-saving fireplaces are the perfect solution for condos, businesses, and tiny homes.

The **E-FX Slim Line 750T** is also available with a classic surround called the **EUROPA SUITE**.



## E-FX SLIM LINE 750T



## E-FX SLIM LINE 750S



### Viewable Openings

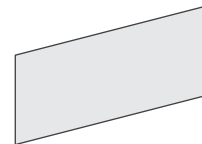
**E-FX SL 1000:** 39 ½" long x 12" High x 7" Deep

**E-FX SL 750T :** 29 ½" long x 26" High x 7" Deep

**E-FX SL 750S:** 28" long x 15" High x 7" Deep

**E-FX SL 600:** 24" long x 20" High x 7" Deep

Available in one configuration.



SINGLE-SIDED

The **E-FX Slim Line 750S** is also available with a modern surround called the **MILAN SUITE**.  
The **E-FX Slim Line 600** is also available with a classic surround called the **CAPELLA SUITE**.



## E-FX SLIM LINE 600

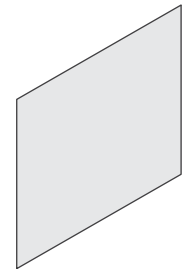
## CAPELLA SUITE



**SUITES** Purchasing a fireplace with a surround is a fast and easy way to do an installation without all the hassle of construction. Simply set the fireplace against a wall or hang it up and you have added an instant design statement to your space.

Capella & Europa Suites are available in Single-Sided only.

Choose from the classic look of a front flanked by Doric columns in the Europa or the smaller stylish look of the Capella. You can have a cleaner, more modern look with the Milan or the Elara's wall-mounted as an architectural accent. Additionally with the Elara you can simply set it on the floor using the metal legs for a minimalistic look or the matching base for more of a show piece.



## EUROPA SUITE

# ELARA SUITE



WITH LEGS



WITH BASE



WALL MOUNTED

## Viewable Openings

**CAPELLA:** 23 ½" long x 20" High x 7" Deep

**EUROPA :** 26" long x 29 ½" High x 7" Deep

**ELARA:** 38" long x 13 ½" High x 11 ¼" Deep

**MILAN:** 28" long x 15" High x 7" Deep

## Overall Size

**CAPELLA:** 45" Long x 39 ⅛" High

**EUROPA:** 54" Long x 46" High

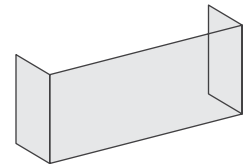
**ELARA:** Wall Mount 39" Long x 24 ⅝" High

with Legs 56 ¾" Long x 31 ½" High

with Base 56 ¾" Long x 32 ½" High

**MILAN:** 47 ¼" Long x 28" High

Elara & Milan Suites are available in 3-Sided only.



The **CAPELLA SUITE** is also available without the mantel called the **E-FX Slim Line 600**.

The **EUROPA SUITE** is also available without the mantel called the **E-FX Slim Line 750T**.

The **ELARA SUITE** is also available without the surround called the **E-FX 1000**.

The **MILAN SUITE** is also available without the surround called the **E-FX Slim Line 750S**.



# lets do this...

# ELECTRIC



European Home

distributor of



UK Designs

30 Log Bridge Road, Building 300, Suite 303, Middleton, MA 01949

Tel: (781) 324-8383 | Email: [info@europeanhome.com](mailto:info@europeanhome.com)

These products are only suitable for indoor spaces.

Manufactured in the United Kingdom. All products are protected by patents, registered design and intellectual property rights. Flamerite Fires Ltd. Will protect these rights.

All specifications are correct at the time of publishing but are subject to change.



Find a Local Dealer Today  
[www.europeanhome.com/dealer](http://www.europeanhome.com/dealer)

